

The Allstar XL F650



Engineered to Perform

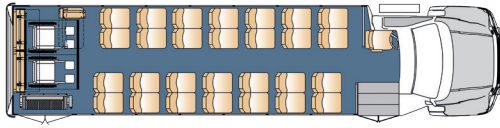
The XL, one of Starcraft's largest shuttle buses, utilizes straight side wall construction and features a wide aisle to maximize shoulder space, offering a spacious and comfortable experience for your passengers. The XL is engineered to accommodate a variety of seating arrangements including wheelchair accessibility and numerous storage options for luggage. The roomy driver area allows for easy maneuvering in and out of the driver's seat and the transition window across from the driver provides increased visibility. Finally, with its rock-solid steel frame cage the XL is truly designed for passenger comfort and safety.



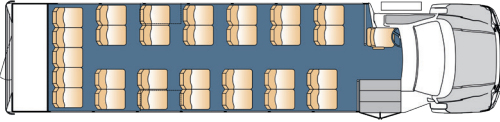
STARCRAFT BUS

Meeting America's Transportation Needs
One Customer at a Time

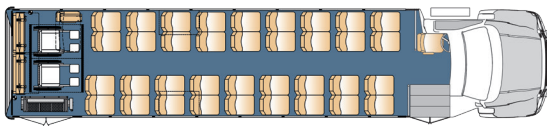
The Allstar XL F650



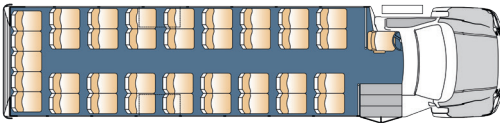
28 Passenger 2 Wheelchair
with Flip and Foldaway Seats Plus Driver



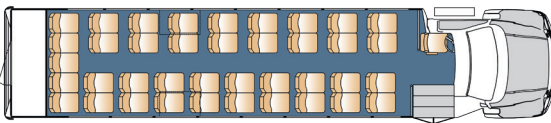
29 Passenger with Rear Luggage Plus Driver



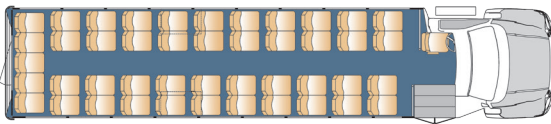
36 Passenger 2 Wheelchair
with Flip and Foldaway Seats Plus Driver



37 Passenger Plus Driver



39 Passenger with Rear Luggage Plus Driver



45 Passenger Plus Driver



Industry Leading 5-Year/100K
Comprehensive Warranty

Standard Exterior Feature Highlights

- 96" wide exterior body
- Fully welded steel cage construction meeting all applicable FMVSS requirements
- "Starview" drivers visibility window in front of entry door
- Electric actuated passenger entry door with full length glass
- 36" wide x 36" high upper double T-Slider tempered safety glass windows with climate control tint
- Black powder coated steel rear bumper
- Rear mud flaps
- Pre-painted white aluminum side walls and skirts
- Fiberglass front and rear caps
- One-piece seamless FRP (fiberglass reinforced plastic) roof
- Breakaway rearview mirrors with convex
- Sealed LED stop, tail, and turn signal lights with LED reverse lights
- LED front and rear marker lights
- Exterior graphics package available in three colors (blue, green or burgundy))

Standard Interior Feature Highlights

- Flat floor (no wheel wells) with 80" interior floor to ceiling height
- Floor and wall seat track for flexible seating
- Black slip resistant floor covering
- White step nosing at passenger entry door
- 5/8" exterior grade plywood flooring
- Ceiling and rear wall fabric for sound abatement
- FRP (fiberglass reinforced plastic) sidewalls for ease of cleaning
- White step nosing
- 1.25" left hand vertical passenger assist rail at entry door
- Intermotive FlexTech Electrical System
- LED entry door step well lights
- LED driver and passenger area lighting
- Non-retractable seat belts

Popular Option Highlights

- Stainless steel wheel inserts
- Luggage Storage areas (overhead luggage racks with reading lights, interior luggage racks, rear luggage area)
- Rear emergency door with window(s)
- Passenger area rear heat and air conditioning
- Complete rubber flooring
- Passenger grab rails
- Padded vinyl or cloth walls and ceiling
- Audio and video systems
- Mid back or high back seating
- ADA and FMVSS compliant wheel chair lifts and securement systems
- Fiberglass side walls and skirts



STARCRAFT BUS

2367 Century Drive • Goshen, IN 46528 • 1.800.348.7440 • www.starcraftbus.com • ©June 2021
Forest River Bus, LLC.